


APPLICATIONS

OTHER APPLICATIONS



GEKA ALFA

Geka ALFA range is composed of different CNC lines for marking, punching and shearing flats and angles, specifically designed for metallic constructors and steel works.



TECHNICAL CHARACTERISTICS

GEKA CNC flat bar lines	ALFA 150	ALFA 500	ALFA 500/150	ALFA 500/165T	ALFA 500/220T
Minimum flat bar (mm)	25x4	40x4	40x4	100x10	100x10
Maximum flat bar (mm)	150x10	500x20	500x20	500x30	500x40
Horizontal punches	2	3	3	up to 3	up to 3
Maximum diameter (mm)	31	31	31	40	40
Punching force (kN)	640	1100	1100	1650	2200
Marking	-	disc type	disc type	disc type	disc type
Number of Characters	-	40	40	40	40
Vertical punches	-	-	1	-	-
Maximum diameter (mm)	-	-	31	-	-
Vertical punching force (KN)	-	-	600	-	-
Minimum angle size (mm)	-	-	40x40x4	-	-
Maximum angle size (mm)	-	-	150x150x15	-	-



REFERENCES

- CAF